

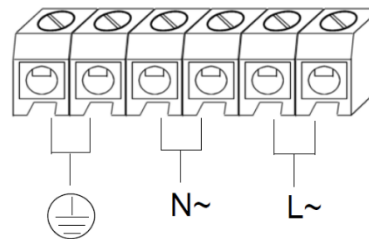
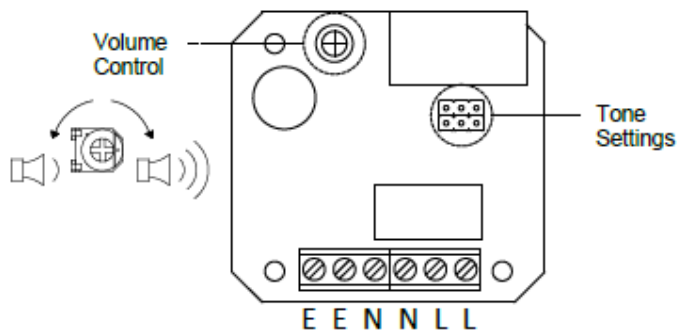
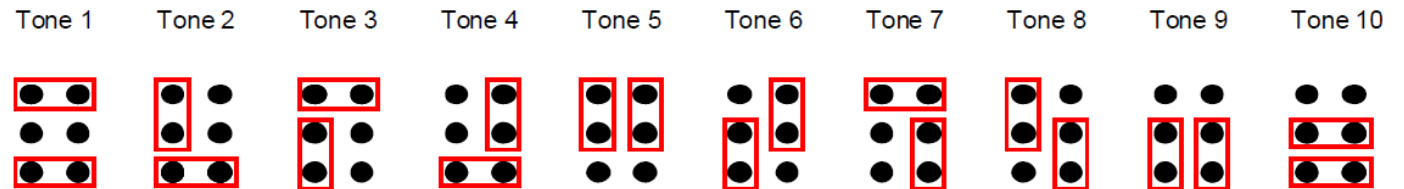
Installation/Anschluss
 Installation/Raccordement
 Installation/Connection

SON AC

Installationsanleitung_SON_AC_REV0_12_07_2022.pdf

24VAC 115VAC 230VAC
40mA 13mA 13mA

Tone 1	800/1000Hz @ 0.25 sec Alternating	99dB(A) @1m	
Tone 2	500/1200Hz @ 0.3Hz 0.5 sec Slow Whoop	100dB(A) @ 1m	
Tone 3	1200/500Hz @ 1Hz - DIN / PFEER P.T.A.P.	99dB(A) @ 1m	
Tone 4	544Hz (100mS)/440Hz (400mS) - NF S 32-001	97B(A) @ 1m	
Tone 5	1000Hz Continuous - PFEER Toxic Gas	100dB(A) @ 1m	
Tone 6	Bell	95dB(A) @1m	
Tone 7	800/1000Hz @ 7Hz Sweeping	99dB(A) @1m	
Tone 8	2400/2900Hz @ 50Hz Sweeping	100dB(A) @ 1m	
Tone 9	420Hz @ 0.625 sec Australian Alert	97dB(A) @ 1m	
Tone 10	500-1200Hz 3.75sec /0.25sec. Australian Evac.	100dB(A) @ 1m	



Lebensgefahr durch elektrischen Strom! Dieses Gerät darf nur durch autorisierte Elektrofachkräfte und elektrotechnisch unterwiesene Personen montiert und angeschlossen werden.
Electric current! Danger to life! Only authorized or instructed persons may assemble and install this device.
Tension électrique dangereuse! Seuls les personnes averties sont autorisées d'assembler et d'installer ces produits.