

Ex II Signalling Hooter mHG 11

High-volume signalling device for applications in zones 1, 2, 21 and 22



Overview

The mHG 11 Ex Signalling Hooter is designed for warning purposes in potentially explosive areas of zones 1, 2, 21 and 22.

The hooter is available with the common supply voltages and produces a sound level of approx. 108 dB(A).

The device is driven by a powerful, non-polarized electro-magnet with an adjustable tappet that hits the membrane 100 to 120 times per second. The DC version additionally comprises an electronic circuit breaker.

Features

- Ingress protection IP 66
- Protection class I
- Protection type: II 2 G Ex e mb IIC T5 Gb
II 2 G Ex e mb IIC T4 Gb
II 2 D Ex tb IIIC T90°C Db
- Volume: approx. 108 dB(A)
- Cable gland M20 x 1.5

EATON

Powering Business Worldwide

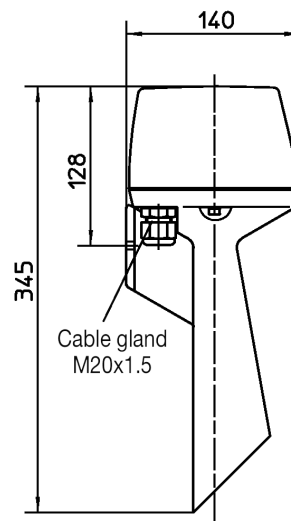
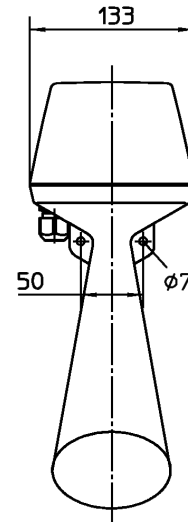
Certification

Protection type	II 2 G Ex e mb IIC T5 Gb II 2 G Ex e mb IIC T4 Gb II 2 D Ex tb IIIC T90°C Db
-----------------	--

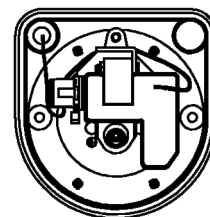
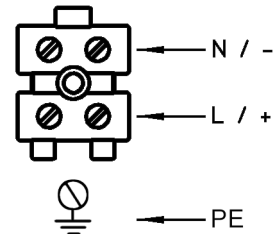
Specifications

Housing	Seawater-resistant aluminium, weatherproof varnish
Colour	Grey
Ingress protection	IP 66 according to IEC 60529
Protection class	I
Cable gland	M20 x 1.5
Connection terminals	Terminal capacity 2.5 mm ²
Operating conditions	Indoors and outdoors
Operating position	Horn mouth facing downward
Duty cycle	ED 75 %
Volume	Approx. 108 dB(A), in 1 m distance
Temperature range	
Operation	T4, AC/DC model: -55 °C to +70 °C T5, DC model: -55 °C to +60 °C AC model: -55 °C to +50 °C
Storage	-60 °C to +80 °C
Weight	Approx. 2 kg

General arrangement drawing (all dimensions in mm)



Wiring plan



Ordering data

Type	Designation	Temperature class	Input voltage	Tolerance	Current consumption	Art.-No.*
mHG 11	Signalling Hooter with cable gland	T4	24 VDC	+10 %/-15 %	0.3 A	FHF 401 050 111 210
mHG 11	Signalling Hooter with cable gland	T4	230 VAC	+10 %/-15 %	0.07 A	FHF 401 050 111 207
mHG 11	Signalling Hooter with cable gland	T5	24 VDC	+10 %/-15 %	0.3 A	FHF 401 060 111 210
mHG 11	Signalling Hooter with cable gland	T5	230 VAC	+10 %/-15 %	0.07 A	FHF 401 060 111 207

* These models are certified according to ATEX IECEx. INMETRO versions are available on request.

Comax Industrielle Signaltechnik AG Thalstrasse 279 CH-4712 Laupersdorf
Tel +41 (0)32 617 31 41 mail@comax.ch www.comax.ch